

## **Disability Hate Incident Database Report**

### **April 2010 to March 2011 Annual Report**

#### **Partnership Community Safety Team**

162 North Street,  
Brighton.  
BN1 1EA

#### **Senior Hate Incident Caseworker Steve Springett**

Tel: (01273) 29 2735  
Email: [steve.springett@brighton-hove.gov.uk](mailto:steve.springett@brighton-hove.gov.uk)

#### **Hate Incident Caseworker Lucy Yallop**

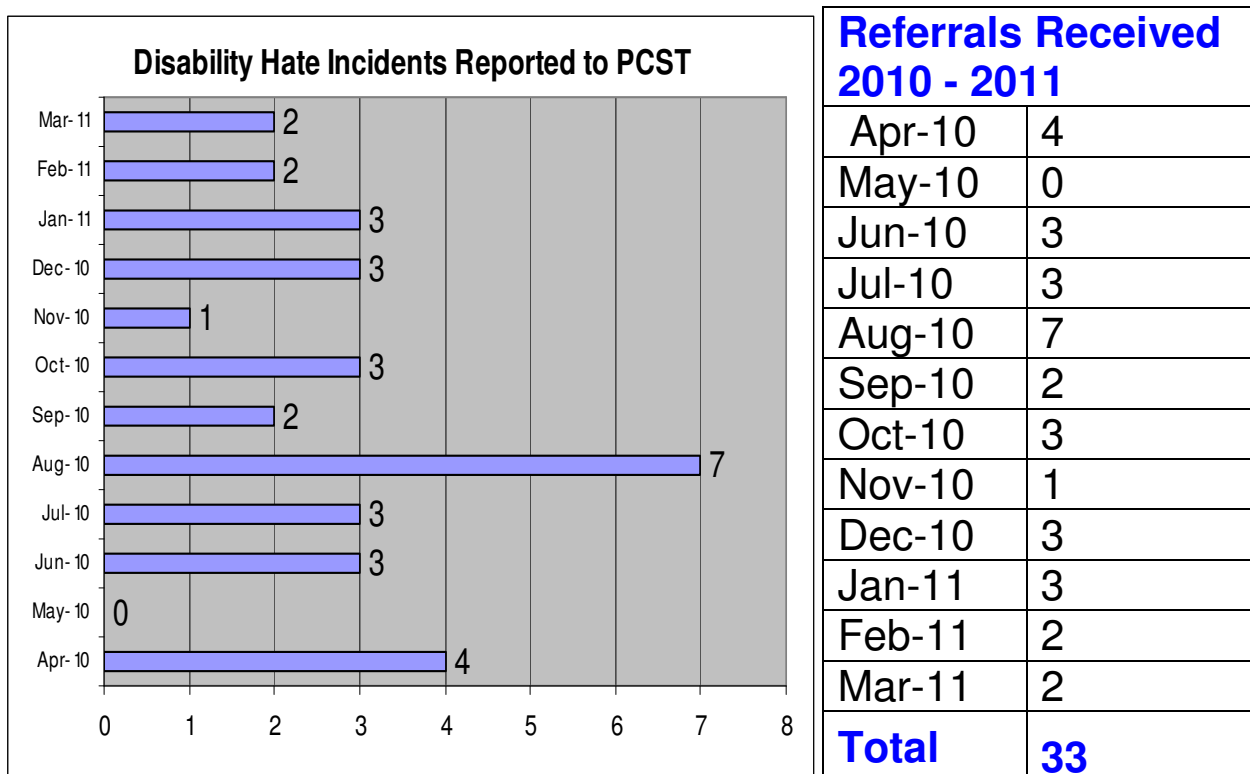
Tel: (01273) 29 6777  
Email: [lucy.yallop@brighton-hove.gov.uk](mailto:lucy.yallop@brighton-hove.gov.uk)

#### **Hate Incident Caseworker Gabriel Saclain**

Tel: (01273) 29 4637  
Email: [gabriel.saclain@brighton-hove.gov.uk](mailto:gabriel.saclain@brighton-hove.gov.uk)

## The Disability Hate Incident Database Report

### Monthly Referrals / Disability Hate Incidents

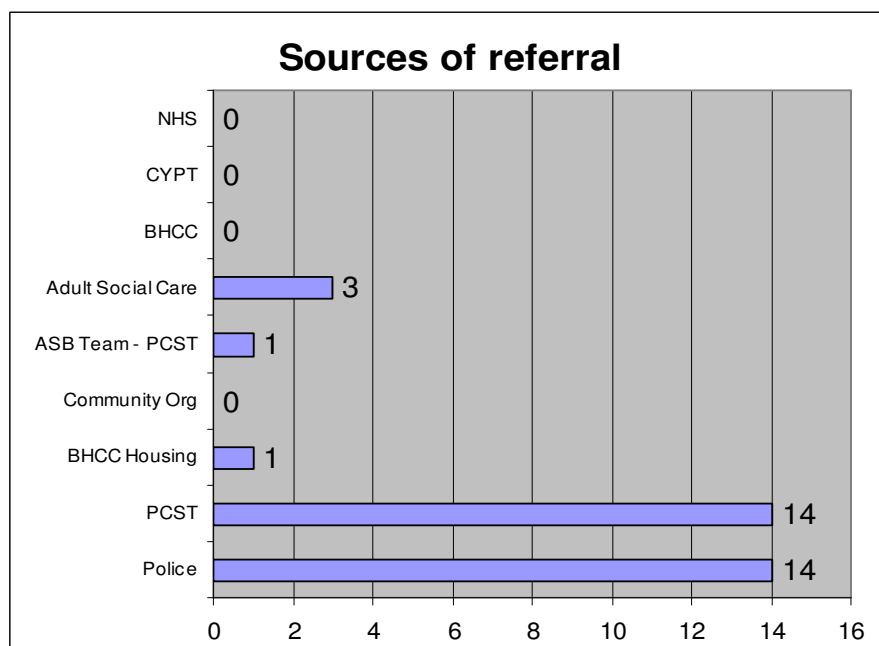


In the 12 month period from April 2010 to March 2011, there were 33 disability hate incidents recorded by the Partnership Community Safety Team (henceforth PCST) across the city. Out of the 33 incidents, there were 3 repeat victims with multiple cases. 4 cases were recorded against one single repeat victim, 3 against another repeat victim and 2 against another victim. This means that in reality there were 27 unique victims for the above time period.

It is still felt through consultation with disabled people and organisations supporting them that there continues to be significant under-reporting of incidents in the city. To counter this, the PCST have been delivering training to both service user groups and various organisations that support people with disabilities in order to promote the Hate Incident reporting process. At the time of writing this report, posters and leaflets are due to be delivered imminently, ready for a city-wide campaign using local resident models to increase the awareness of Disability Hate Incidents, their impact on victims

and how to report incidents. The PCST continue to work with both statutory, community and 3<sup>rd</sup> sector organisations to improve recording and reporting of incidents and have established a network of reporting centres across the city.

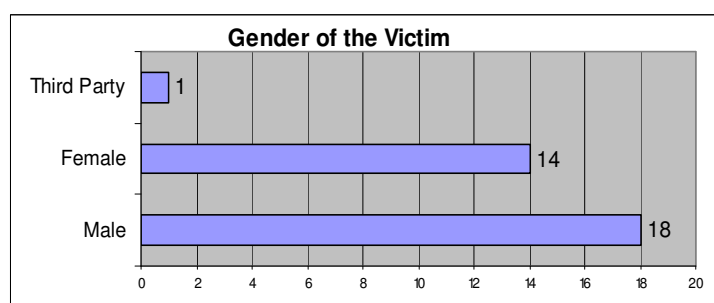
## Sources of Referral



<b>Sources of Referral</b>	
Police	14
PCST	14
BHCC Housing	1
Community Org	0
ASB Team - PCST	1
Adult Social Care	3
BHCC	0
CYPT	0
NHS	0
<b>Total</b>	<b>33</b>

As can be seen from the data above, Police and self-referral are equally highest as the largest sources for referrals. The Healthy Schools Team separately monitors levels of bullying and harassment in schools and reports to the CYPT.

## Disability Hate Incidents by the Victim's Gender

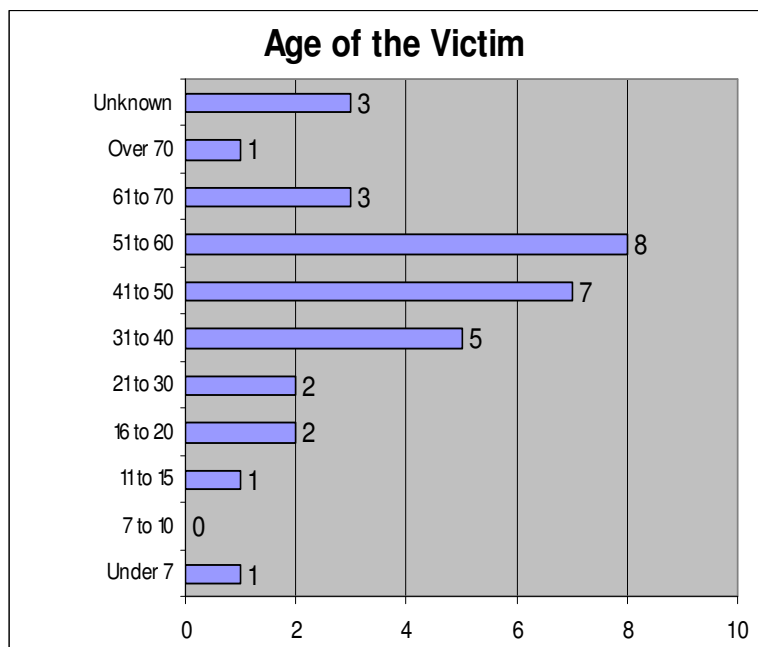


<b>Gender of Victim</b>	
Male	18
Female	14
Third Party	1
<b>Total</b>	<b>33</b>

The gender split between male and female victims of reported disability hate incidents is 56% and 44% respectively based purely on incidents. With 1 third party report of disability comments made on a local newspaper's website. If the

numbers are adjusted to take out the distortion of repeat victims then the percentages become 62% and 38% respectively.

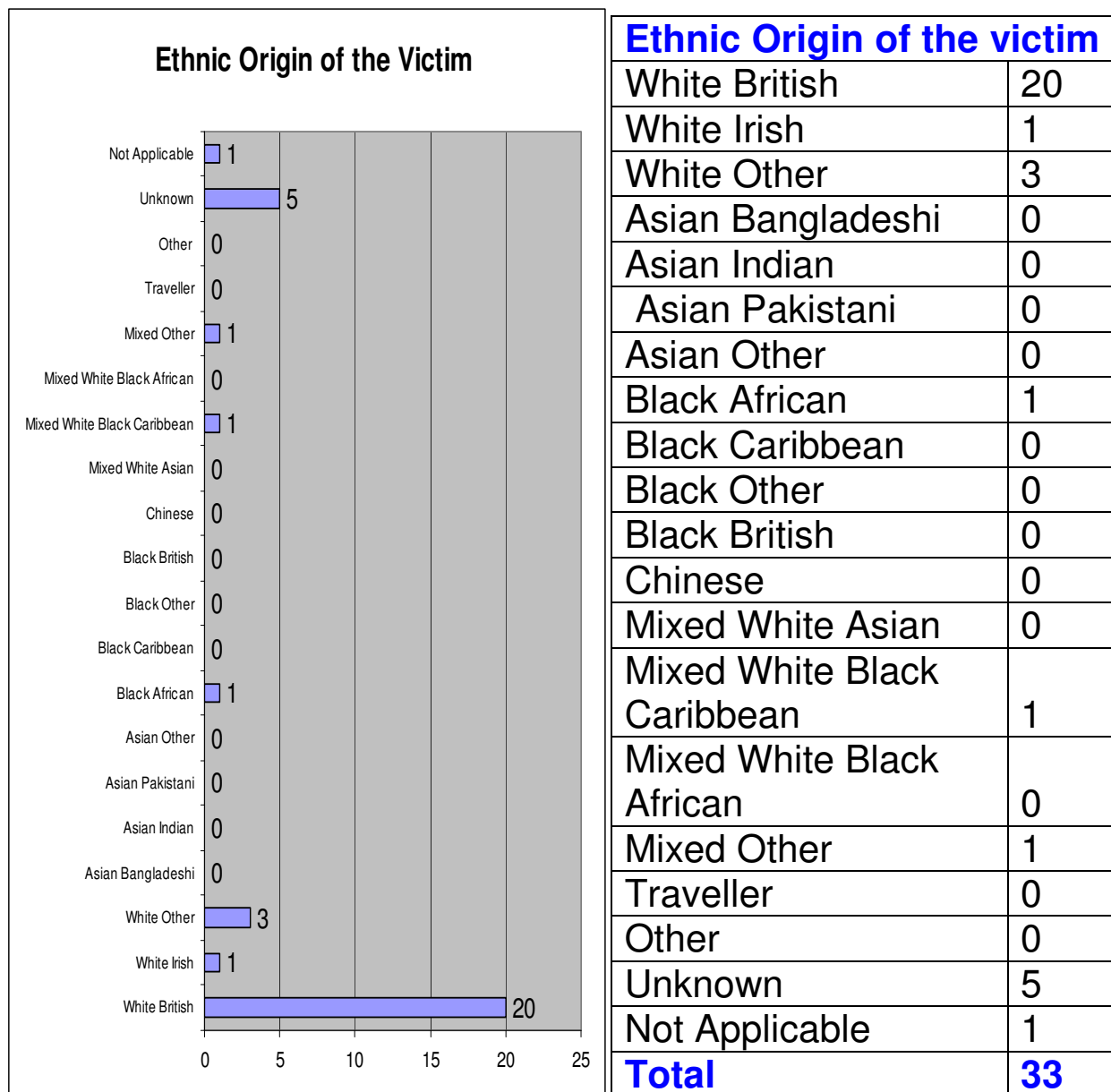
### Disability Hate Incidents by the Victim's Age



<b>Age of Victim</b>	
Under 7	1
7 to 10	0
11 to 15	1
16 to 20	2
21 to 30	2
31 to 40	5
41 to 50	7
51 to 60	8
61 to 70	3
Over 70	1
Unknown	3
<b>Total</b>	<b>33</b>

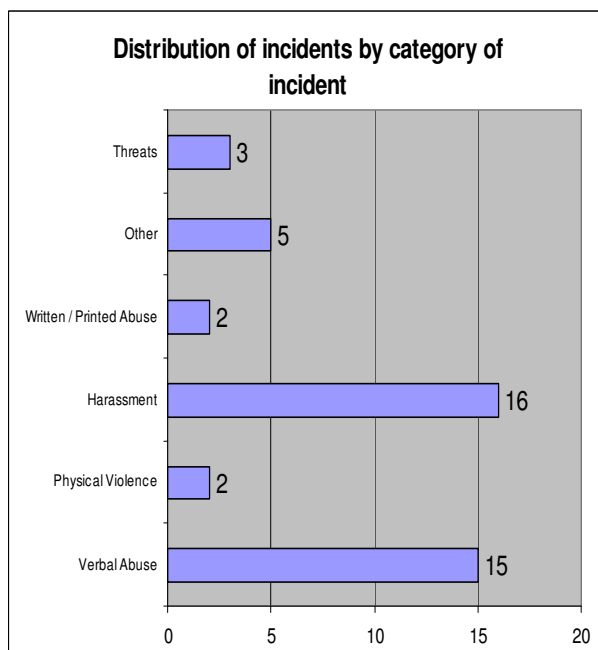
The highest numbers of reported incidents in cases where age was known, were directed at the age group 51 to 60 followed by the 41 to 50 age groups. Adjusting for repeat victims made no difference to the age distribution.

## Disability Hate Incidents by the Ethnicity of the Victim



Adjusting for repeat victims, 14 out of the 27 victims where ethnicity was recorded were White British. The second largest group were “unknown”, where either the victim chose not to supply the information, or it may have been missed off the reporting form by the referrer.

## Distribution of Disability Hate Incident by the Category of Incident



### Disability Hate Incidents by category of incident

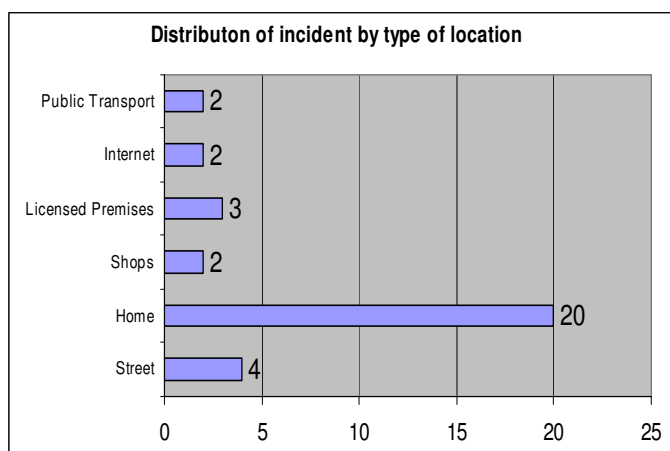
Verbal Abuse	15
Physical Violence	2
Harassment	16
Written / Printed Abuse	2
Other	5
Threats	3
<b>Total</b>	<b>43</b>

Harassment is defined as “Unwanted conduct which has the purpose or effect of violating an individual's dignity or creating an interrogating, degrading, hostile offensive or humiliating environment” (Harassment Act 1997). This is the highest reported category of abuse. Harassment is multiple incidents and tends to encompass other forms of abuse. The close second to harassment is verbal abuse.

In the “other” category the 5 other types of incident included:

- Noise nuisance
- Following/staring the victim
- Refusal of service
- Not treating facilities for physically impaired people on par with those for able-bodied customers
- Inconsiderate use of language concerning an individual’s impairment.

## Distribution of Disability Hate Incidents by the Type of Location

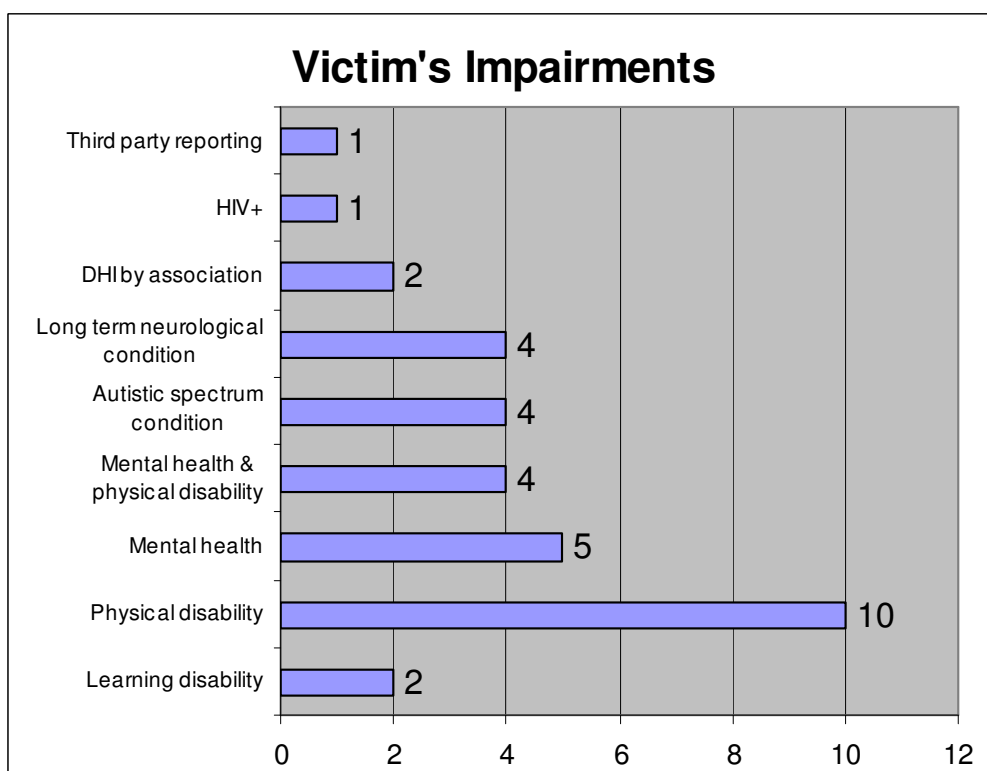


### Disability Hate Incidents by Location of Incident

Street	4
Home	20
Shops	2
Licensed Premises	3
Internet	2
Public Transport	2
<b>Total</b>	<b>33</b>

The highest number of incidents happened at “Home”. Home as a category includes both front & back gardens and the street immediately outside of the dwelling, and any communal areas shared with other residents.

## Distribution of Disability Hate Incidents by the Type of Disability



<b>Type of Impairment</b>	
Learning disability	2
Physical disability	10
Mental health	5
Mental health & physical disability	4
Autistic spectrum condition	4
Long term neurological condition	4
DHI by association	2
HIV+	1
Third party reporting	1
<b>Total</b>	<b>33</b>

Of the 33 cases that were reported this year the largest number of cases were linked to victims who had physical impairments. The second largest group was victims with a mental health impairment as set out within the Equalities Act 2010.

However, if victims with a learning disability and those on the autistic spectrum are added together then they become the second largest group with 6 cases. The reason they have been separated out is twofold:

- To give as detailed a breakdown as possible for this report
- Autism is a spectrum condition and although all people with autism share certain difficulties, their condition affects each person in a unique way. Some people with autism are able to live relatively independent lives but others may have accompanying learning disabilities and need a lifetime of specialist support. The Hate Incident Team go along with what the victim discloses on their reporting form, which is how the type of impairment is recorded.

All the victims during this reporting period were offered client-led, empowering and realistic casework support. This included multi-agency casework panels as appropriate to coordinate the response to any incidents whilst focusing on increasing the victim's safety and promoting community cohesion.

Thank you for reading this report. Any comments or queries regarding this report should be directed to Steve Springett – Senior Hate Incident Case Worker at the address stated on the front page of this document.

Kind regards

Steve Springett.