







Brighton & Hove Big Health Service Check 2010

<p>The Brighton & Hove Big Health Service Check event took place on Wednesday 6th October.</p>	
<p>This was a public event that was advertised widely across all learning disability services, including: the Community Learning Disability Team, the Carers Centre, the Learning Disability Partnership Board members & web site, advocacy groups and many provider organisations.</p>	
<p>We asked people what they thought about their GP practices, health checks and health action plans, their optician, their dentist, their hospitals and the hospital learning disability liaison nurses, and about making complaints.</p>	
<p>We asked family carers and support staff the same questions, but also asked them about being involved in decision making for health care, and questions about consent.</p>	
<p>To make sure as many people as possible could contribute we sent out a questionnaire to as many people and places as we could, and also asked people to come along to the Big Health Service Check as well.</p>	
<p>We had 8 Getting Ready meetings. In total 42 people with a learning disability and 12 family carers were involved in the Getting Ready meetings.</p>	
<p>At the Big Health Service Check there were 'question' stalls where people could give their feed back about their health services.</p>	
<p>At the Big Health Service Check there were also information stalls from local health and health promotion services, including: Community Learning Disability Team, Learning Disability Liaison Nurses, Oral Health Promotion & Special Care Dentistry, Patient Advice & Liaison Service, Health Trainers, Stop Smoking service, and the Learning Disability Partnership Board.</p>	

This many people came to the Big Health Service Check event:

- **9** paid carers
- **2** family carers
- **23** service users



This many people gave feed back at either a Getting Ready meeting, at the event on 6th October, or via questionnaire:

- **39** paid or family carers
- **128** service users

13%



This means that **13%** of the known population of adults with a learning disability were able to contribute their feed back.



NB all individuals pictured have given consent for their photographs to be used.

Natalie Winterton
Health Facilitator – Brighton & Hove CLDT
November 2010