



















B & H LD SAF Return-


Brighton & Hove Report  
Learning Disability Health Self Assessment November 2009/2010

1		Hospitals	Making sure people not living in hospital type settings if they do not need to be there	 				
<b>We look at</b> <ul style="list-style-type: none"> <li>• How many people living in hospitals (campus accommodation)</li> <li>• How many people staying in assessment and treatment units</li> <li>• How many are likely to leave in the next 12 months</li> <li>• Is anyone having to stay longer than they need to</li> </ul>					0	15	2	No
<b>What we have done since the last report</b> <ul style="list-style-type: none"> <li>• We have made sure everyone has had a review of their needs</li> <li>• We have looked at what we are doing to reduce challenging behaviour and are drawing up an action plan</li> <li>• We are working with providers to set up services closer to Brighton and Hove</li> </ul>								
<b>What we will do next year</b> <ul style="list-style-type: none"> <li>• We will aim to have assessment and treatment services more local to Sussex</li> <li>• We will add information on people in these services to the things we check at the Partnership Board</li> </ul>								
<b>We think we score 'Green'</b>					 			

**B & H LD SAF Return-**

2		<b>Health Inequality</b>	<b>Making sure that people with a learning disability can use the same health service and get the same treatment as everyone else</b>		 	
<b>2.1 We look at</b> <ul style="list-style-type: none"> <li>• Number of adults with a learning disability registered with a GP</li> <li>• Number of adults with learning disabilities known to social services</li> <li>• Number of adults with learning disabilities from ethnic minority groups</li> <li>• Number of older family carers on GP register</li> </ul>				<p>949 people registered with a GP. 47 out of 48 GP practices have systems to identify people with LD</p> <p>798 adults known to social services</p> <p>49 people from minority ethnic groups registered with a GP</p> <p>127 family carers known to GPs, 11 are 65-74yrs, 6 75+ yrs</p>		
<b>What we have done since the last report</b> Improved information about people with learning disabilities registered with a GP						
<b>What we will do next year</b> <ul style="list-style-type: none"> <li>• Improving information about parents and carers for people with learning disabilities</li> </ul>						
<b>We think we score 'Green'</b>				   		





## B & H LD SAF Return-

2.2	Health Checks and Health Action Plans	
<p><b>We looked at</b></p> <ul style="list-style-type: none"> <li>• Number and percentage of GPs who provide an enhanced service to people with learning disabilities</li> <li>• Number and percentage of people who have been offered a health check in the last 2 years.</li> <li>• The number of people who did not want a health check</li> <li>• The number of people who did not attend an appointment</li> <li>• The number of people who did not respond to an invite</li> <li>• We have checked how many people have gone for their health check up</li> </ul>	<p>45 out of 48 GP practices registered to provide an enhanced service (96% of all practices)</p>	<p>376 health assessment (40% of 949),</p>
	<p>41 did not want a health assessment</p>	<p>17 did not attend their assessment</p>
	<p>108 did not respond to an invite</p>	<p>376 people</p>
<p><b>What we have done since the last report</b></p> <ul style="list-style-type: none"> <li>• We have an identified person to link with GP's on learning disability issues</li> <li>• We are asking people with learning disabilities and their carers if they found the health check useful.</li> <li>• We are asking if the health check found any new health problems</li> </ul>		
<p><b>What we will do next year</b></p> <ul style="list-style-type: none"> <li>• Continue to increase take up of health checks</li> <li>• Check if everyone is offered a health check</li> <li>• 100% of people will be able to have a health check</li> </ul>		
<p><b>We think we score 'Green'</b></p>		


## B & H LD SAF Return-

2.3	<b>Helping People to Stay Healthy</b>	
<b>What we Look at:</b>		
<ul style="list-style-type: none"> <li>Number of adults with learning disabilities who have had breast cancer screening (Women aged 53-64 yrs eligible for screening)</li> </ul>		43
<ul style="list-style-type: none"> <li>Number of adults who received breast cancer screening between 01/07/10 and 30/06/10</li> </ul>		12 (28% of 43)
<ul style="list-style-type: none"> <li>Number of people with learning disabilities and obesity</li> </ul>		number of adults with a BMI recorded = 433 (66% of 656), number showing obesity = 152 (35% of 433)
<ul style="list-style-type: none"> <li>Number of people offered dietary advice</li> </ul>		94 (62% of 152),
<ul style="list-style-type: none"> <li>Number of adults with coronary heart disease</li> </ul>		12 (2% of 656)
<ul style="list-style-type: none"> <li>Percentage of people with learning disabilities who have had a review about heart disease</li> </ul>		9 (75% of 12)
<ul style="list-style-type: none"> <li>Number of people with learning disabilities who have diabetes</li> </ul>		28 (4% of 656)
<ul style="list-style-type: none"> <li>Percentage of people with learning disabilities who have had a review about diabetes in the last 12 months</li> </ul>		23 (82% of 28),
<ul style="list-style-type: none"> <li>Number of people with learning disabilities who received retinal screening in the last 12 months</li> </ul>		16 (57% of 28)


**B & H LD SAF Return-**

<ul style="list-style-type: none"> <li>• Number of people who go to dysphagia clinic (problems with swallowing)</li> </ul>	<p>40 adults assessed 34 with care plans, 11 with PEGs, and 7 cases currently open.</p>
<ul style="list-style-type: none"> <li>• Number of people with asthma</li> </ul>	<p>84 (13% of 656)</p>
<ul style="list-style-type: none"> <li>• Number of people with a learning disability and epilepsy</li> </ul>	<p>120 (18% of 656)</p>
<p><b>What we have done since the last report</b></p> <ul style="list-style-type: none"> <li>• We have improved information we have on peoples' health needs through updating the Joint Strategic Assessment. We have found out how many people are accessing health promotion and screening</li> <li>• We have worked with health promotion to improve access for people with learning disabilities which has given us better information and increases in some areas.</li> </ul>	
<p><b>What we will do next year</b></p> <ul style="list-style-type: none"> <li>• Increase access to mainstream health promotion services (eg weight management)</li> <li>• Use feedback from people with learning disabilities about services to expand healthy eating choices and access to cookery skills</li> </ul>	
<p><b>We think we score 'Green'</b></p>	<p>      </p>


## B & H LD SAF Return-

<b>2.4</b>	<b>Primary Care services such as Dentists, chemists, opticians, podiatry (foot care)</b>	
<b>What we look at</b>		
<ul style="list-style-type: none"> <li>• What people have told us about the services at the Big Health Check</li> </ul>		
<b>What we have done since last year</b>		
<ul style="list-style-type: none"> <li>• We have contacted Dentists to improve access to services</li> <li>• We have agreed a work plan with health about Dental Services and working with Oral Health Promotion/Special Care Dentistry. In particular, to look at use of dental services, barriers to services and training needs for staff in dentistry and social care services. Links have also been made with the NHS Brighton &amp; Hove Oral Health Promotion Champions work.</li> <li>• Joint work between Health, NHS services, local weight management &amp; physical activity health promotion</li> </ul>		
<b>What we will do next year</b>		
<ul style="list-style-type: none"> <li>• Work is planned for winter 2010/spring 2011 to look at use of eye services, gaps in services and training needs of staff.</li> <li>• The Health Facilitator is working with the Health Promotion Specialist for cancer screening for cervical, breast and bowel cancer. A plan is in place to provide training &amp; resources for nurses about cervical screening &amp; women with learning disabilities in winter 2010. Work on breast &amp; bowel screening to progress through 2011</li> <li>• We are looking at referral and monitoring processes, and learning disability awareness training will be provided for staff working in local health promotion services. This is to continue through 2010 and into 2011 where required.</li> </ul>		
<b>We think we score 'Amber'</b>		



**B & H LD SAF Return-**

<b>2.5</b>	<b>Service Agreements with Providers</b>	
<b>What we look at</b>	Big Health Check and Survey	
<ul style="list-style-type: none"> <li>• What people tell us about health services</li> </ul>		
<b>What we have done since the last report</b>		
<ul style="list-style-type: none"> <li>• We have produced an easy read PALS booklet</li> <li>• We have Specialist liaison nurses in the hospitals</li> <li>• Developed pathways and protocols within health services</li> <li>• We have provided learning disability awareness training</li> </ul>		
<b>What we will do next year</b>		
<ul style="list-style-type: none"> <li>• Provide more learning disability awareness training</li> <li>• Explore options to embed improvements in future commissioning arrangements</li> </ul>		
<b>We think we Score 'Amber'</b>		


**B & H LD SAF Return-**

<b>2.6</b>	<b>People with Learning Disabilities are involved in work plans and health service planning</b>
<b>What we look at</b> <ul style="list-style-type: none"><li>• JSNA for people with learning disabilities to identify health needs</li><li>• Equality Impact Assessment of health services by PCT</li></ul>	
<b>What we have done since last year</b> <ul style="list-style-type: none"><li>• Audit of GP Practices</li></ul>	
<b>What we will do next year</b> <ul style="list-style-type: none"><li>• Information on health (the JSNA) will be used need to further develop our plans</li></ul>	
<b>We think we score 'Red'</b>	










**B & H LD SAF Return-**

<b>2.7</b>	<b>Improving information held on our computer systems</b>	
<b>What we look at</b>		
<ul style="list-style-type: none"> <li>• Making sure we include the needs of people with learning disabilities in our update of computer systems</li> </ul>		
<b>What we have done since last year</b>		
<ul style="list-style-type: none"> <li>• Computer improvements are on hold</li> </ul>		
<b>What we will do next year</b>		
<ul style="list-style-type: none"> <li>• We will continue to include the needs of people with learning disabilities in future plans</li> </ul>		
<b>We think we Score 'Amber'</b>		
<b>2.8</b>	<b>Meeting the needs of people from minority groups</b>	
<b>What we look at</b>		
<ul style="list-style-type: none"> <li>• Information in the Joint Strategic needs assessment</li> <li>• Information available in community languages</li> </ul>		
<b>What we have done since last year</b>		
<ul style="list-style-type: none"> <li>• Equality Impact Assessment plan for the Partnership Board</li> <li>• Joint Strategic Needs assessment being updated to identify health needs of people from minority groups</li> <li>• GP registers include ethnic monitoring</li> </ul>		
<b>What we will do next year</b>		
<ul style="list-style-type: none"> <li>• Implement actions from JSNA to meet health needs of local people</li> </ul>		
<b>We think we score 'Amber'</b>		



**B & H LD SAF Return-**

<b>2.9</b>	<b>Making Sure we include people with complex disabilities and their carers in our plans</b>	
<b>We look at</b> <ul style="list-style-type: none"> <li>• Number of young people with complex needs</li> <li>• Number of adults with complex needs</li> <li>• Are the needs of people with learning disabilities included in the mainstream strategies e.g. long term conditions</li> </ul>	20	
	75- 80	
<b>What we have done since last year</b> <ul style="list-style-type: none"> <li>• Updated JSNA to improve information on need</li> <li>• Commissioning plan for Long term conditions</li> <li>• LD representation within information and self care working group</li> <li>• Simplified how people access services</li> </ul>		
<b>What we will do next year</b> <ul style="list-style-type: none"> <li>• LD representation on work streams supporting the work</li> </ul>		
<b>We think we score 'Amber '</b>		



**B & H LD SAF Return-**

3		<b>Keeping People Safe</b>			 	
3.1						
<b>What we look at</b> <ul style="list-style-type: none"> <li>• Number of safeguarding alerts raised by Health Trusts in the city</li> <li>• Learning points taken forward from safeguarding alerts</li> <li>• Number and percentage of people in receipt of health funding (continuing health care)</li> </ul>					216 Learning through quality review meetings and safeguarding 19 cases 3% of total budget	
<b>What we have done since last year</b> <ul style="list-style-type: none"> <li>• Provided Safeguarding training</li> <li>• Have improved our information on safeguarding</li> </ul>						
<b>What we will do next year</b> <ul style="list-style-type: none"> <li>• Continue to improve learning and checking on safeguarding</li> </ul>						
<b>We think we score 'Green'</b>					   	
3.2	<b>Mental Capacity act, Human rights and Disability Discrimination Act</b>					
<b>What we look at</b> <ul style="list-style-type: none"> <li>• Report on specialist disability discrimination act compliance</li> </ul>						






**B & H LD SAF Return-**

<p><b>What we have done since the last report</b></p> <ul style="list-style-type: none"> <li>• Mental Capacity Act training</li> <li>• Specialist liaison nurses are available to provide guidance and advice on Disability Discrimination Act requirements</li> <li>• An increase in accessible information provided in hospitals</li> <li>• The training team within the PCT has provided events to GP practice staff on MCA and Mental Health. The most recent MH event was offered within the Protected Learning Scheme for Primary Care, Mental Health Conference held on 24<sup>th</sup> June 2010 which had very good evaluation.</li> </ul> <p><b>What we will do next year</b></p> <ul style="list-style-type: none"> <li>• Sussex County Hospital (BSUH) will continue to improve implementation of Mental Capacity Act for people with learning disabilities</li> </ul>	
<p><b>We think we score 'Amber'</b></p>	
<p align="right">  </p>	
<b>3.3</b>	<b>Making Sure we learn from complaints</b>
<p><b>What we look at</b></p> <ul style="list-style-type: none"> <li>• Recent Care Quality Commission and local authority reports to identify learning</li> <li>• Accessible PALS leaflet</li> </ul>	<p>We have been assessed as performing well</p>
<p><b>What we have done since the last year</b></p> <ul style="list-style-type: none"> <li>• We have included learning from complaints in quality review meetings</li> </ul>	
<p><b>What we will do next year</b></p> <ul style="list-style-type: none"> <li>• Explore options to hold cross trust meetings to look at learning from complaints and service users</li> </ul>	
<p><b>We think we score 'Amber'</b></p>	
<p align="right">  </p>	


**B & H LD SAF Return-**

<b>3.4</b>	<b>Safeguarding Vulnerable Adults</b>	
<b>What we look at</b>		Assessed as performing well
<ul style="list-style-type: none"> <li>Care Quality Commission report and safeguarding 2009/2010</li> <li>Percentage of Staff who have attended safeguarding training</li> <li>Progress on taking forward Hate Crime Action Plan</li> </ul>		5.85% and 16%
		Report to the partnership board
<b>What we have done since last year</b>		
<ul style="list-style-type: none"> <li>Reported to the Partnership board and agreed further actions on Hate Crime</li> <li>Included in quality schedule of contracts with providers</li> </ul>		
<b>What we will do next year</b>		
<ul style="list-style-type: none"> <li>BSUH to recruit to a new lead in safeguarding adults and to continue to learn from investigations</li> </ul>		
<b>We think we score 'Amber'</b>		
<b>3.5</b>	<b>Do health services make reasonable adjustments</b>	
<b>What we look at</b>		Reported in January 2010
<ul style="list-style-type: none"> <li>Report on progress made on 'Six Lives' recommendations</li> </ul>		
<b>What we have done since the last report</b>		
<ul style="list-style-type: none"> <li>Reported Joint Commissioning Board on progress on Six Lives</li> </ul>		
<b>What we will do next year</b>		
<ul style="list-style-type: none"> <li>Continue to check progress on Six Lives an annual basis</li> </ul>		
<b>We think we score 'Green'</b>		



B & H LD SAF Return-

<p><b>4</b> <b>(no 4.1 as 4.1 is now 1.3)</b></p>		<p><b>Are there local services available to support people and so avoid people being placed out of area or in hospital settings</b></p>				
<p><b>4.2</b></p>						
<p><b>We look at</b></p> <ul style="list-style-type: none"> <li>• Number of people in assessment and treatment units and number placed outside Brighton and Hove</li> <li>• Number of people who are delayed moving out of hospital care</li> </ul>					<p>15</p>	<p>0</p>
<p><b>What we have done since the last report</b></p> <ul style="list-style-type: none"> <li>• We are developing assessment and treatment services that are more local</li> <li>• We are updating the information we have on what is needed locally</li> <li>• We have reviewed everyone's needs and have a plan for them to be discharges</li> </ul>						
<p><b>What we will do next year</b></p> <ul style="list-style-type: none"> <li>• Continue to develop more local assessment and treatment services</li> </ul>						
<p><b>We think we score 'Amber'</b></p>						



**B & H LD SAF Return-**

<b>4.3 Preparing young people with learning disabilities to transition to adult services</b>	
<b>We look at</b> <ul style="list-style-type: none"> <li>• Number of young people with learning disabilities 14 plus</li> <li>• Current amount spent on youth advocacy services</li> <li>• Number provided out of Brighton and Hove</li> <li>• Number who will be reaching 18 over the next 3 years</li> </ul>	91
	Full time equivalent
	8
	86
<b>What we have done since the last report</b> <ul style="list-style-type: none"> <li>• Asked for feedback on health services for people moving into adulthood</li> <li>• Analysed year 9 transitions plans to inform future plans</li> <li>• Embedded work and training into transition planning</li> <li>• Workshop to improve health transitions for young people</li> </ul>	
<b>What we will do next year</b> <ul style="list-style-type: none"> <li>• Refocusing work of transitions team on those with the most complex needs</li> <li>• Take forward action plan from the Transitions Forum event in November</li> </ul>	
<b>We think we score 'Amber'</b>	


**B & H LD SAF Return-**

<b>4.4</b>	<b>Involving people with learning disabilities and family carers in planning for health services</b>	
<b>We look at</b> <ul style="list-style-type: none"> <li>• What people tell us about services</li> <li>• How people are included in plans for health services</li> </ul>		<b>See Health Facilitator report</b>
<b>What we have done since the last report</b> <ul style="list-style-type: none"> <li>• We have involved people in developing our Joint Strategic Needs Assessment to identify local need</li> <li>• We have carried out a Big Health check of services</li> </ul>		
<b>What we will do next year</b> <ul style="list-style-type: none"> <li>• We will review how we involve people with learning disabilities in developing our plans</li> </ul>		
<b>We think we score 'Red'</b>		
<b>4.5</b>	<b>How organisations work together</b>	
<b>We look at</b> <ul style="list-style-type: none"> <li>• Information we have on health and social care needs (JSNA)</li> <li>• Agreements between health and local authority</li> </ul>		
<b>What we have done since the last report</b> <ul style="list-style-type: none"> <li>• Updated our Joint Strategic Needs Assessment</li> <li>• Reviewed the agreement between health and the local authority</li> <li>• Joint Protocols have been developed</li> </ul>		
<b>What we will do next year</b> Continue to strengthen our joint working arrangements and to implement new Intelligent commissioning model		
<b>We think we score 'Green'</b>		









**B & H LD SAF Return-**

<b>4.6 Planning for older people with learning disabilities</b>	
<b>We look at</b> <ul style="list-style-type: none"> <li>Number of people over 65 with a learning disability</li> </ul>	62
<b>What we have done since the last report</b> <ul style="list-style-type: none"> <li>We have included people with learning disabilities in development of care pathway for people with dementia</li> <li>We have improved information we have on needs of older people with learning disabilities</li> <li>Reviewed care pathways.</li> </ul>	
<b>What we will do next year</b> <ul style="list-style-type: none"> <li>We will have a memory assessment service up and running which is also available to people with learning disabilities</li> <li>We are working with local providers to meet with needs of older people with LD</li> </ul>	
<b>We think we score 'Amber'</b>	
<b>4.7 Taking forward the national autism delivery plan</b>	
<b>We look at</b> <ul style="list-style-type: none"> <li>Number of young people with Autism</li> </ul>	Estimated as 27 per year
<b>What we have done since the last report</b> <ul style="list-style-type: none"> <li>Started to collect need information on people with autism</li> <li>Local resource centre opened for people with autism</li> </ul>	
<b>What we will do next year</b> <ul style="list-style-type: none"> <li>We will develop a local plan for people with autism</li> </ul>	
<b>We think we score 'Amber'</b>	

**B & H LD SAF Return-**

<b>4.8</b>	<b>Challenging Behaviour</b>	
<p><b>We look at</b></p> <ul style="list-style-type: none"> <li>• Relevant information from local strategy and the workforce plan</li> </ul>		
<p><b>What we have done since the last report</b></p> <ul style="list-style-type: none"> <li>• Scoping exercise on how we are taking forward recommendations from the Mansell report</li> <li>• Behaviour support training</li> </ul>		
<p><b>What we will do next year</b></p> <ul style="list-style-type: none"> <li>• Services to be commissioned for people coming through transitions with challenging behaviour</li> <li>• Report to Partnership Board to develop action plan to further improve local response</li> </ul>		
<p><b>We think we score 'Amber'</b></p>		

**B & H LD SAF Return-**

<b>4. 9   Mental Health Services</b>	
<b>We look at</b> <ul style="list-style-type: none"> <li>• Progress on taking forward the 'Green Light' Project to improve access to mental health services for people with learning disabilities</li> </ul>	
<b>What we have done since the last report</b> <ul style="list-style-type: none"> <li>• Awareness raising training with mental health teams</li> <li>• Dual diagnosis policy</li> </ul>	
<b>What we will do next year</b> <ul style="list-style-type: none"> <li>• Set up local group to make further progress on green light action plan</li> </ul>	
<b>We think we score 'Green'</b>	   
<b>4.10   Workforce Development plan</b>	
<b>We look at</b> <ul style="list-style-type: none"> <li>• Health and other partners have a plan for workforce development. This allows flexible development of training with individualised contracts with a range of providers</li> </ul>	
<b>What we have done since the last report</b> <ul style="list-style-type: none"> <li>• Learning Disability awareness training has been offered to all mental health staff in Sussex Partnership Foundation Trust.</li> </ul>	
<b>What we will do next year</b> <ul style="list-style-type: none"> <li>• Continue to provide learning disability awareness training</li> </ul>	
<b>We think we score 'Amber'</b>	   

**B & H LD SAF Return-**

<b>4.11</b>	<b>People who have learning disabilities in the criminal justice system</b>	
<b>We look at</b>	<ul style="list-style-type: none"> <li>• Number of prisoners with Learning Disabilities in the local prison at January 2010</li> <li>• Are prisoners getting access to health action planning and health checks</li> </ul>	Estimated to be 15% Not sure
<b>What we have done since the last report</b>	<ul style="list-style-type: none"> <li>• Started using a questionnaire to identify people with learning disabilities who are arrested (part of the court diversion pilot)</li> </ul>	
<b>What we will do next year</b>	<ul style="list-style-type: none"> <li>• Partnership Board to make sure we are Including Everyone in our plans</li> <li>• Continue to take forward actions from court diversion pilot</li> </ul>	
<b>We think we score</b>	<b>Not scored as actions are for East Sussex and Downs &amp; Weald PCT</b>	