


Things We Check



Brighton & Hove
Learning Disability Partnership Board
www.brightpart.org

May 2011

	We check	2009/10	2010/11
1 	How many people get a review?		
2 	How many family carers get a review?	215	Not counted yet
3 	How many serious safeguarding alerts?	46	24
4 	How is the budget doing?		
5 	How many people are in paid work?		
6 	How many people use self-directed support?		
7 	How many businesses have joined Thumbs Up?		
8. 	Where People Live		
9. 	Reports We Get Every Year		

Things We Check



Brighton & Hove
Learning Disability Partnership Board
www.brightpart.org

May 2011



1. How Many People Get a Review


- This is about people with learning disabilities who receive social services support and have their needs reviewed by a care manager.
- This is a number the council reports to the government and the council's target is for 80% of people to get reviews each year.
- Our report shows a beaker showing how many reviews have been done so far.




Comments:

The council only finished counting the 2010/11 numbers just before the Partnership Board meeting.

2009/10:

86% = 

2010 / 2011:

81% = 

Things We Check



Brighton & Hove
Learning Disability Partnership Board
www.brightpart.org

May 2011



2. How Many Family Carers Get a Review

- This is about carers of people with learning disabilities where they have their own needs assessed or reviewed by a care manager.
- This is a number the council reports to the government as a percentage of the people living 'at home', even though not all the people who live 'at home' live with family carers and not all carers have their own needs assessed.
- We will report the actual number of people, not the percentage.

Comments:

The council will finish counting the 2010/11 numbers at the end of May.

2009 / 10:

215

2010 / 2011:

Not counted yet

Things We Check



Brighton & Hove
Learning Disability Partnership Board
www.brightpart.org

May 2011



3. How Many Serious Safeguarding Alerts

- This is about level 3 or 4 alerts – the most serious ones.
- If there was an alert that does not mean there was definitely abuse. The Social Workers investigate each alert to find out what happened.
- We want to know how many there are so we can keep track of them.
- Our report shows the number of these alerts that have happened so far this year.

Comments:

We are getting a full report about safeguarding at the Partnership Board meeting

2009/10:

46

2010/11:

24

Things We Check



Brighton & Hove
Learning Disability Partnership Board
www.brightpart.org

May 2011



4. How Is the Budget Doing

- This is about the budget for learning disability services, which is about £33 million each year.
- We want it to be on budget – not spending too much or too little.
- This information comes from reports that go to the Joint Commissioning Board a few times each year.
- Our report shows faces saying how we think we are going to do this year. 😞 😐 😊

Comments:

The new year for budgets started in April so it is still too early to say how we are going to do this year.

2009/2010:

on budget = 😊

2010/2011:

on budget = 😊

Things We Check



Brighton & Hove
Learning Disability Partnership Board
www.brightpart.org

May 2011



5. How Many People Are in Paid Work

- This is about adults with learning disabilities who are getting social services support and are under retirement age and are doing paid work.
- This is a number the council reports to the government and the council's target is for 16% of people to be in paid work.
- Our report shows faces saying if the number is getting bigger, or not. 😞 😐 😊

Comments:

We are going to talk about the Partnership Board's employment plan at the Partnership Board meeting.

March 2010:

15% = 😊

2010 / 2011:

15.3% = 😐

Things We Check



Brighton & Hove
Learning Disability Partnership Board
www.brightpart.org

May 2011



6. How Many People Use Self-directed Support

- There are about 800 people receiving support from social services.
- Some of them are directing their own support. We call this 'Self-Directed Support'.
- We want this number to get bigger each year.
- This information comes from the social services database.
- Our report shows faces saying if the number is getting bigger or not. 😞 😐 😊

Comments:

There is some confusion about who is counted for this number so the council needs to do some work on how this is counted and why it changed.

March 2010:

150 = 😊

February 2011:

146 = 😐

Things We Check



Brighton & Hove
Learning Disability Partnership Board
www.brightpart.org

May 2011



7. How Many Businesses Have Joined Thumbs Up

- We should all be promoting the Thumbs Up campaign to businesses we use
- We want to know if more businesses are joining
- The full list of organisations who have signed up is on our website: www.brightpart.org/thumbsup.php.
- Our report shows faces saying if the number is getting bigger or not. 😞 😐 😊

Comments:

Everyone can help by telling businesses about the Thumbs Up campaign.

February 2011:

46 = 😊

May 2011:

65 = 😊

Things We Check



Brighton & Hove
Learning Disability Partnership Board
www.brightpart.org

May 2011



8. Where People Live

- This information comes from the social services database which only counts the people with learning disabilities who are aged 18-64 and are receiving social services
- This is a number the council reports to the government.
- In March of 2010 63% of people were in what the government calls 'settled' types of accommodation.

Comments:

Its great that the Partnership Board is interested in knowing more about what CLDT do and who benefits. However different questions often take extra time to find out, and its not always easy to prioritise how we use the small amount of time available. We were not able to get the detailed information in time to send out. Please help us to know in future which questions are most important.

Things We Check



Brighton & Hove
Learning Disability Partnership Board
www.brightpart.org

May 2011



8. Where People Live – the numbers


Settled Accommodation Types	2009 / 2010	2010 / 2011
Adult placement scheme	63%	4%
Council or housing association tenant		19%
Family / friends / flat share		20%
Supported living or group home		14%
Owner occupied / sheltered or extra care housing / tenant of private landlord / offenders accommodation / mobile accommodation for Gypsy / Traveller		3%
Unsettled Accommodation Types	2009 / 2010	2010 / 2011
Long stay hospital / health facility / night shelter / hostel / prison / refuge / squatting / rough sleeping / local authority temporary accommodation / Staying with family or friends temporarily / Other temporary accommodation	37%	1%
Resident - care home / nursing home		21%
Unknown tenure or not recorded		18%

Things We Check



Brighton & Hove
Learning Disability Partnership Board
www.brightpart.org

May 2011



9. Reports that come to the Partnership Board every year

- Safeguarding Adults
 - About the work that care management does to keep people safe
 - We are getting a report in May 2011
- Reviews
 - About the reviews that care management do with people who receive social services
 - The last report was November 2010
- LDPB Annual Report
 - Valuing People Now tells us what to report about
 - The last was March 2010 and next one is July 2011
- Disability Hate Incidents
 - Tells us about the work being done about disability hate incidents
 - The last report was April 2011
- Person-Centred Plans feedback
 - Tells us what people are saying in their person-centred plans, what is working and what is not.
 - The last report was April 2010 and the next report is almost ready now