

















Things We Check



Brighton & Hove
Learning Disability Partnership Board
www.brightpart.org

February 2011

	We check	Last year	So far this year
1	 How many people get a review?		
2	 How many family carers get a review?		not counted yet
3	 How many serious safeguarding alerts?	46	25
4	 How is the budget doing?		
5	 How many people are in paid work?		
6	 How many people use self-directed support?		
7	 How many businesses have joined Thumbs Up?	n/a	
8.	 Where People Live		
9.	 Reports We Get Every Year		

Things We Check



Brighton & Hove
Learning Disability Partnership Board
www.brightpart.org

February 2011



1. How Many People Get a Review


- This is about people with learning disabilities who receive social services support and have their needs reviewed by a care manager.
- This is a number the council reports to the government and the council's target is for 80% of people to get reviews each year.
- Our report shows a beaker showing how many reviews have been done so far.



Comments:

Last Year:

86% =



At February 2011:

72% =



Things We Check



Brighton & Hove
Learning Disability Partnership Board
www.brightpart.org

February 2011




2. How Many Family Carers Get a Review

- This is about carers of people with learning disabilities where the carers receive social services support for themselves and have their needs reviewed by a care manager.
- This is a number the council reports to the government. Not all people living 'at home' live with family carers so this number is never 100%.
- Our report shows a beaker showing how many reviews have been done so far.



Comments:

Last Year:

42% = 

At February 2011:

not counted yet

Things We Check



Brighton & Hove
Learning Disability Partnership Board
www.brightpart.org

February 2011



3. How Many Serious Safeguarding Alerts

- This is about level 3 or 4 alerts – the most serious ones.
- If there was an alert that does not mean there was definitely abuse. The Social Workers investigate each alert to find out what happened.
- We want to know how many there are so we can keep track of them.
- Our report shows the number of these alerts that have happened so far this year.

Comments:

23 are level 3, of which 4 were substantiated, 7 were not substantiated or were inconclusive and 12 are still being worked on. 2 are level 4 and are still being worked on

Last Year:

46

At February 2011:

25

Things We Check



Brighton & Hove
Learning Disability Partnership Board
www.brightpart.org

February 2011



4. How Is the Budget Doing

- This is about the budget for learning disability services, which is about £33 million each year.
- We want it to be on budget – not spending too much or too little.
- This information comes from reports that go to the Joint Commissioning Board a few times each year.
- Our report shows faces saying how we think we are going to do this year. 😞 😐 😊

Comments:

Last Year:

on budget 😊

At February 2011:

on budget 😊

Things We Check



Brighton & Hove
Learning Disability Partnership Board
www.brightpart.org

February 2011



5. How Many People Are in Paid Work

- This is about adults with learning disabilities who are getting social services support and are under retirement age and are doing paid work.
- This is a number the council reports to the government and the council's target is for 16% of people to be in paid work.
- Our report shows faces saying if the number is getting bigger, or not. 😞 😐 😊

Comments:

Last Year:

15% = 😊

At February 2011:

111 of 742

15% = 😐

Things We Check



Brighton & Hove
Learning Disability Partnership Board
www.brightpart.org

February 2011



6. How Many People Use Self-directed Support

- There are about 800 people receiving support from social services.
- Some of them are directing their own support. We call this 'Self-Directed Support'.
- We want this number to get bigger each year.
- This information comes from the social services database.
- Our report shows faces saying if the number is getting bigger or not. 😞 😐 😊

Comments:

March 2010:

150 = 😊

At February 2011:

146 = 😐

Things We Check



Brighton & Hove
Learning Disability Partnership Board
www.brightpart.org

February 2011



7. How Many Businesses Have Joined Thumbs Up

- We should all be promoting the Thumbs Up campaign to businesses we use
- We want to know if more businesses are joining
- The full list of organisations who have signed up is on our website: www.brightpart.org/thumbsup.php.
- Our report shows faces saying if the number is getting bigger or not. 😞 😐 😊

Comments:

Last Year:

At February 2011:

46 = 😊

Things We Check



Brighton & Hove
Learning Disability Partnership Board
www.brightpart.org

February 2011



8. Where People Live

- This information comes from the social services database which only counts the people with learning disabilities who are aged 18-64 and are receiving social services
- This is a number the council reports to the government and the council's target is for the numbers of people in settled types of accommodation to be getting bigger.
- Last year 63% of people were in settled accommodation

Comments:

Things We Check



Brighton & Hove
Learning Disability Partnership Board
www.brightpart.org

February 2011



8. Where People Live – the numbers


Settled Accommodation Types	Last Year	Feb 2011
Adult placement scheme		5%
Council or housing association tenant		21%
Family / friends / flat share		22%
Supported living or group home		14%
Owner occupied / sheltered or extra care housing / tenant of private landlord / offenders accommodation / mobile accommodation for Gypsy / Traveller		3%
Unsettled Accommodation Types	Last Year	Feb 2011
Long stay hospital / health facility / night shelter / hostel / prison / refuge / squatting / rough sleeping / local authority temporary accommodation / Staying with family or friends temporarily / Other temporary accommodation		2%
Resident - care home / nursing home		28%
Unknown tenure or not recorded		4%

Things We Check



Brighton & Hove
Learning Disability Partnership Board
www.brightpart.org

February 2011



9. Reports that come to the Partnership Board every year

- Safeguarding Adults
 - About the work that care management does to keep people safe
 - The last report was in November of 2010
- Reviews
 - About the reviews that care management do with people who receive social services
 - The last report was November 2010
- LDPB Annual Report
 - Valuing People Now tells us what to report about
 - The last one we did was March 2010
- Disability Hate Incidents
 - Tells us about the work being done about disability hate incidents
 - The last report was September 2010
- Person-Centred Plans feedback
 - Tells us what people are saying in their person-centred plans, what is working and what is not.
 - The last report was April 2010