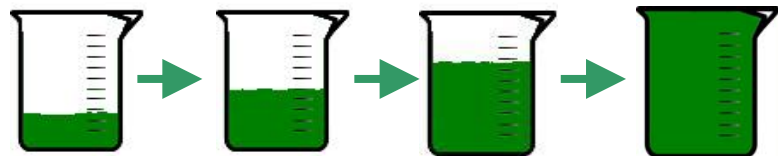


# Things We Check



1. How many people who receive social services support have a review of their needs

- We want it to be at least 80% per year, which is about 635 reviews each year, although that depends on the number of people who receive services
- We get this information from the social services database
- Our report shows a beaker and when the beaker is full we have met our target

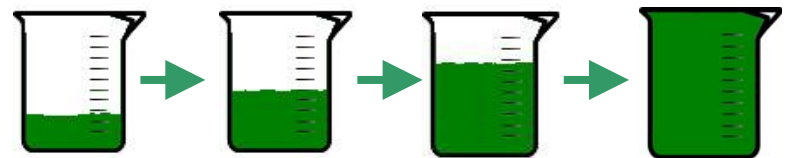


# Things We Check



## 2. How many people living at home have a family carer who got a review

- We want it to be at least 25% of the people who receive help to live at home (the percentage is small because many people live at home but do not live with their family).
- This information comes from social services database
- Our report shows when the beaker is full we have met our target



# Things We Check



## 3. How many level 3 and 4 safeguarding alerts were there

- We just want to know how many so we can keep track of them and make sure they are being taken care of
- This information comes from the social services database
- Our report shows the number of these alerts that have happened so far this year

**1 → 2 → 3...**

# Things We Check



## 4. The Budget for Learning Disability Services, which is £33 million

- We want it to be on budget – not spending too much or too little
- This information comes from reports that go to the Joint Commissioning Board
- Our report shows faces saying how we think we are going to do this year
  - ☹️ = £200,000 under/over budget
  - 😐 = within £200,000 of budget
  - 😊 = within £100,000 of budget

# Things We Check



## 5. How many people getting social services support are in paid work

- Last year we wanted it to be at least 76 people. We have not set a target for this year.
- This information comes from a social services database which only counts the people who had reviews this year
- Our report shows faces saying how we think we are going to do this year

☹️ = less than 66

😐 = between 66 and 76

😊 = 76 or more

# Things We Check



## 6. How many people are supported to live in settled accommodation

- Settled accommodation means not residential care, prison, hostels or other insecure housing
- Last year we wanted it to be at least 450 people
- This information comes from a social services database which only counts the people who had a review this year
- Our report shows faces saying how we think we are going to do this year

☹️ = less than 414

😐 = between 414 and 450

😊 = 450 or more

# Things We Check

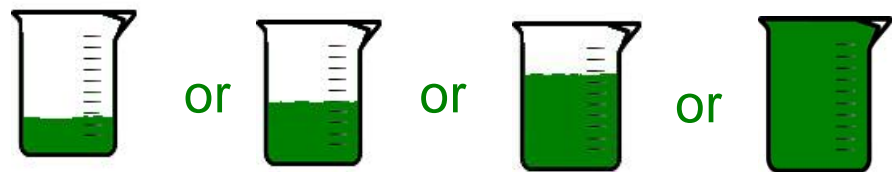


Brighton & Hove  
Learning Disability Partnership Board  
[www.brightpart.org](http://www.brightpart.org)



7. how many of them are living with their family

- We just want to know how many
- This information comes from the list of people who are living in settled accommodation
- Our report shows a beaker. If the beaker is half-full then half of them live with family; if the beaker is full then all of them live with family; etc.



# Things We Check



8. How many residential care homes are rated adequate or poor?

- We just want to know how many so we can keep track of them and make sure they are being taken care of
- This information comes from the Care Quality Commission website.
- There are 39 registered care homes in Brighton & Hove and our report shows the number rated poor or adequate at this moment

**1 → 2 → 3...**

# Things We Check



## 9. How many people can get Health Checks from their GP

- We want it to be everyone!
- This information comes from the Health Facilitator in the Community Learning Disability Team
- Our report shows faces saying how many people are registered with GPs who do not offer the local enhanced service (health checks) right now

☹️ = 15 or more not able to

😐 = 5 to 15 not able to

😊 = less than 5 people not able to

# Things We Check



Brighton & Hove  
Learning Disability Partnership Board  
[www.brightpart.org](http://www.brightpart.org)



## 10. How many people use self-directed support

- Last year we wanted it to be at least 150 people. We have not set a target yet for this year.
- This information comes from the social services database
- Our report shows faces saying how many people it is right now

☹️ = less than 100 people

😐 = 100 to 145 people

😊 = 145 people or more